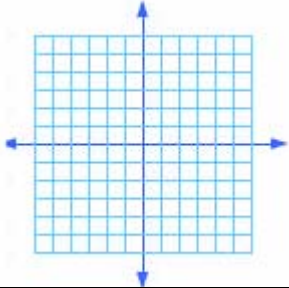
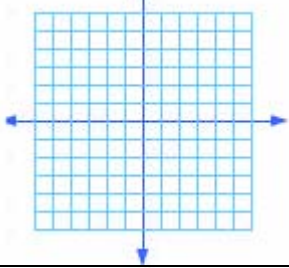
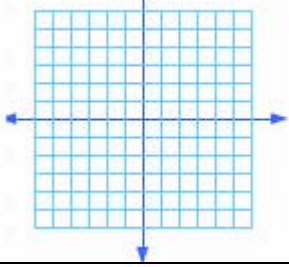
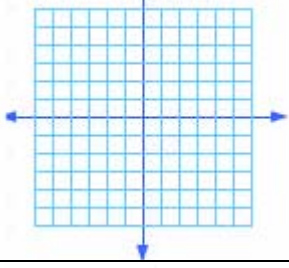
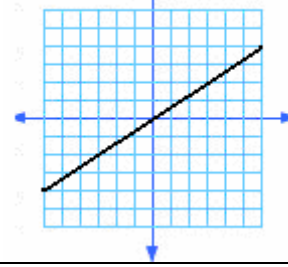


Four ways to represent a function

Fill in what is missing.

Function rule	Table	Points	graph								
6) $f(x) = \frac{1}{2}x$	<table border="1"> <thead> <tr> <th><u>x</u></th> <th><u>f(x)</u></th> </tr> </thead> <tbody> <tr> <td>0</td> <td></td> </tr> <tr> <td>2</td> <td></td> </tr> <tr> <td>4</td> <td></td> </tr> </tbody> </table>	<u>x</u>	<u>f(x)</u>	0		2		4			
<u>x</u>	<u>f(x)</u>										
0											
2											
4											
7)	<table border="1"> <thead> <tr> <th><u>x</u></th> <th><u>f(x)</u></th> </tr> </thead> <tbody> <tr> <td>-1</td> <td>2</td> </tr> <tr> <td>0</td> <td>3</td> </tr> <tr> <td>1</td> <td>4</td> </tr> </tbody> </table>	<u>x</u>	<u>f(x)</u>	-1	2	0	3	1	4		
<u>x</u>	<u>f(x)</u>										
-1	2										
0	3										
1	4										
8)	<table border="1"> <thead> <tr> <th><u>x</u></th> <th><u>f(x)</u></th> </tr> </thead> <tbody> <tr> <td></td> <td></td> </tr> <tr> <td></td> <td></td> </tr> <tr> <td></td> <td></td> </tr> </tbody> </table>	<u>x</u>	<u>f(x)</u>							(0,0), (1,3), (2,6)	
<u>x</u>	<u>f(x)</u>										
9) $f(x) = -\frac{1}{2}x$	<table border="1"> <thead> <tr> <th><u>x</u></th> <th><u>f(x)</u></th> </tr> </thead> <tbody> <tr> <td></td> <td></td> </tr> <tr> <td></td> <td></td> </tr> <tr> <td></td> <td></td> </tr> </tbody> </table>	<u>x</u>	<u>f(x)</u>								
<u>x</u>	<u>f(x)</u>										
10)	<table border="1"> <thead> <tr> <th><u>x</u></th> <th><u>f(x)</u></th> </tr> </thead> <tbody> <tr> <td></td> <td></td> </tr> <tr> <td></td> <td></td> </tr> <tr> <td></td> <td></td> </tr> </tbody> </table>	<u>x</u>	<u>f(x)</u>								
<u>x</u>	<u>f(x)</u>										